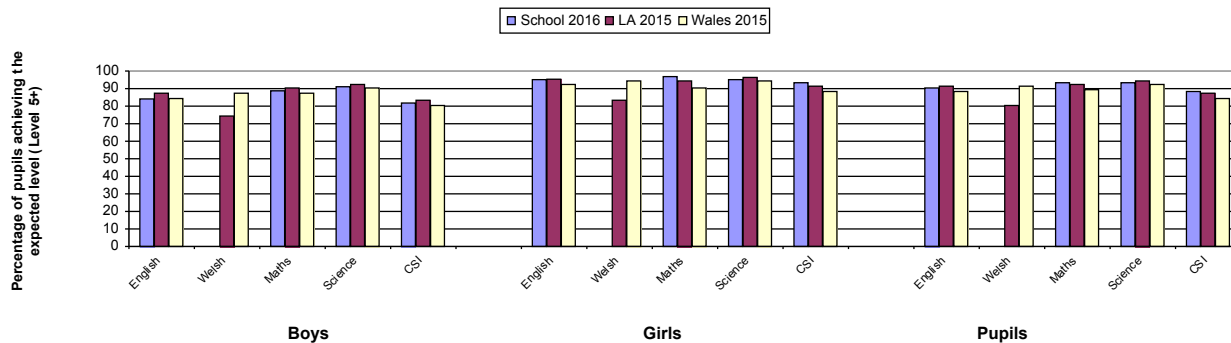


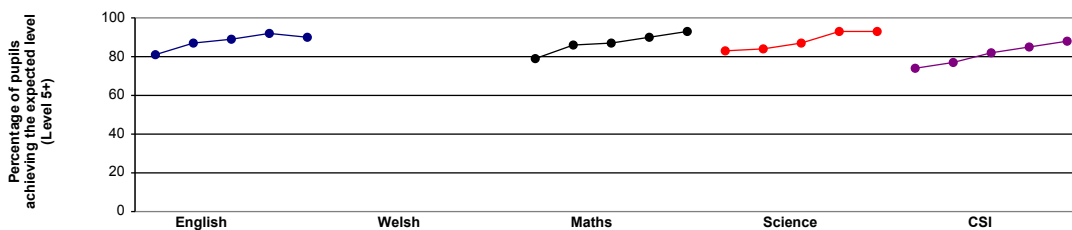
**School comparative information: National Curriculum Assessments 2016**  
**Key Stage 3**

Percentage of boys, girls, and pupils achieving at least the expected level (Level 5+):

	Boys			Girls			Pupils		
	School 2016	LA 2015	Wales 2015	School 2016	LA 2015	Wales 2015	School 2016	LA 2015	Wales 2015
English	84	87	84	95	95	92	90	91	88
Welsh	0	74	87	0	83	94	0	80	91
Maths	88	90	87	96	94	90	93	92	89
Science	91	92	90	95	96	94	93	94	92
CSI	81	83	80	93	91	88	88	87	84



**School Performance over time (2012 - 2016)**



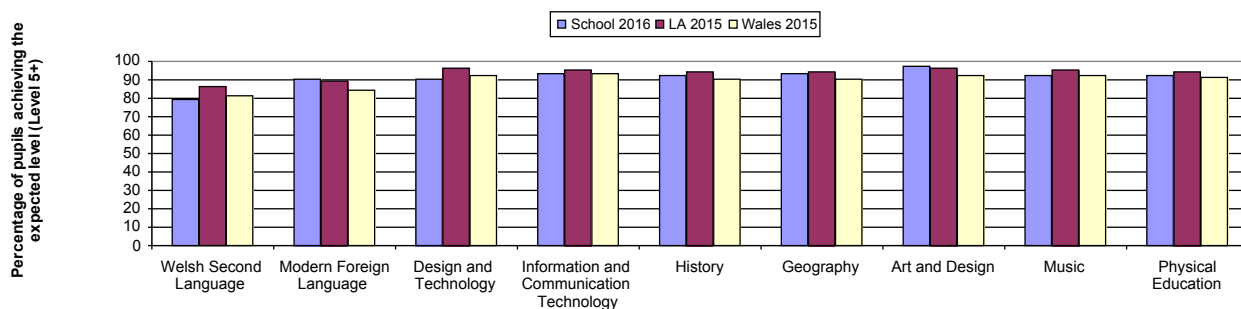
**Notes:**

1. Figures for Welsh refer to attainment in Welsh first language only.
2. CSI = Core Subject Indicator. To achieve the CSI a pupil must achieve at least the expected level 5 in both Mathematics and Science and either English or Welsh first language.
3. If there were no pupils eligible for assessment in a subject for a particular year the graph will discontinue and show a gap for that year.

**School comparative information: National Curriculum Assessments 2016**  
**Key Stage 3**

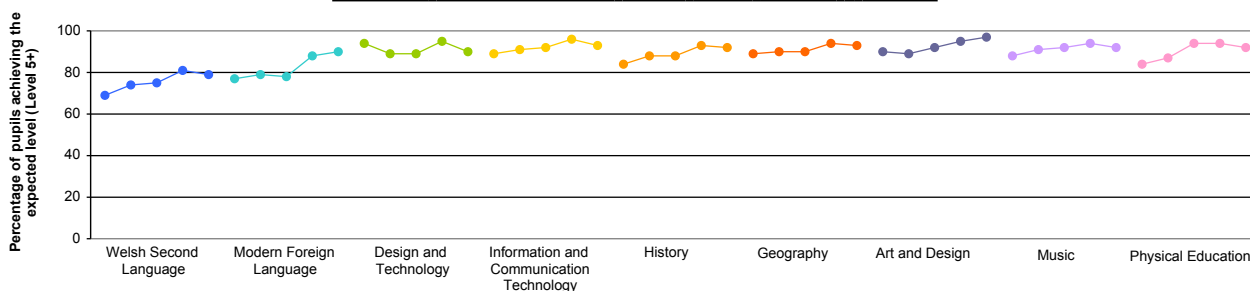
**Percentage of pupils achieving the expected level (Level 5+)**

	Boys			Girls			Pupils		
	School 2016	LA 2015	Wales 2015	School 2016	LA 2015	Wales 2015	School 2016	LA 2015	Wales 2015
Welsh Second Language	70	79	75	86	93	88	79	86	81
Modern Foreign Language	84	83	79	95	94	90	90	89	84
Design and Technology	77	93	89	100	99	95	90	96	92
Information and Communication Technology	86	93	91	98	98	95	93	95	93
History	86	91	86	96	97	93	92	94	90
Geography	88	91	87	96	97	93	93	94	90
Art and Design	93	93	88	100	99	96	97	96	92
Music	86	93	89	96	97	95	92	95	92
Physical Education	91	93	91	93	94	92	92	94	91



**Pupils**

**School Performance over time (2012 - 2016)**



**Notes:**

1. If there were no pupils eligible for assessment in a subject for a particular year the graph will discontinue and show a gap for that year.