



'Our purpose is to be an Outstanding Learning Community

GOVERNORS' ANNUAL REPORT

2013 - 2014

Chair of Governors

Mr Ray Wells

Headteacher

Mrs Rosemary Jones

You are invited to the
Annual Meeting for Parents and Carers

on Wednesday 11th March 2015
5.00pm to 6.00pm in the Library

Dear Parents and Carers,

It is my pleasure to present this Annual Report from the governing body. The Report contains information related to the Elfed High School's performance for the academic year 2013-14.

Governors are no longer required by law to hold an annual meeting with parents and carers, but we've decided to continue to offer you this opportunity to meet with governors and other school staff. Previous meetings have been a very good way for you to tell us what you think of the school, what we're good at and what could be improved. We greatly value your comments. Last year's meeting did not highlight any significant issues for us to address, other than to maintain the high standards that were being achieved.

Well, I can tell you that the high standards are still being maintained!

The people of Buckley can proudly announce to anyone who cares to listen that, based on the 2014 results, they have the one of the best performing secondary schools in Wales. Only four other schools in the country attained slightly better 'raw' results for the Level 2 Threshold; that's a minimum of five A* to C GCSEs including Maths and English. We benchmark performance against schools in Flintshire, Wales and those schools in other parts of the country that are similar to us. In every case the Elfed is a top performer. Every student attained a minimum of five GCSEs at A* to G in 2014. This sort of success has attracted nationwide attention and lots of visits from other schools to learn from our staff. The schools' inspectorate, Estyn, and FFT (the organisation charged by Welsh Government to produce benchmark data) have both identified Elfed High School in case studies of best practice. Sport Wales has also used the PE department as an exemplar of best practice. Even the Education and Skills Minister himself, Huw Lewis, paid a visit to the school in November to declare that Elfed is "setting the standard" for others to follow.

The Welsh Government is concerned about the 'gaps' in performance between boys and girls and between those entitled to free schools meals and those not. Rightly so! There is significant under-achievement in many schools. Not so at the Elfed. For us, there are only those who want to work hard and do well and those who don't. Based on the results the school is getting, everyone wants to do well! Boys' and girls' performance is close and pupils entitled to free school meals do as well as anyone else. The most pleasing aspect for me, as a governor, is that the school topped the table in 2014 for 'value-added'. This is a measure of how well students do at GCSE compared to what was predicted for them when they came to the Elfed. It shows that staff are committed to help every pupil achieve their full potential. But, as I've said on many occasions, we could not possibly achieve these results without the support of parents and carers and pupils who come to school ready and willing to learn. It's a team effort.

Thank you for helping us to make the Elfed High School one of the best in the country! I look forward to seeing you at the meeting 11th March or at one of the many community events.

Ray Wells, Chair of Governors

MEMBERSHIP OF THE GOVERNING BODY

Chair	Mr R W Wells (Community)	01.10.14 - 30.09.18
Vice Chair	Mr M Evans (Community)	22.06.13 - 21.06.17
Clerk	Mrs G Stevenson	

The Chair and the Clerk can be contacted at Elfed High School, Mill Lane, Buckley CH7 3HQ or by telephoning 01244 550217.

GOVERNORS and the duration of their membership on the Governing Body

Headteacher / Governor	Mrs R A Jones	24.04.06 -
Local Authority	Cllr C Ellis	13.10.12 - 12.10.16
	Cllr R G Hampson	06.12.12 - 05.12.16
	Mr K Iball	01.03.16 - 29.02.16
	Cllr D Hutchinson	03.10.12 - 12.10.16
	Cllr. N Phillips OBE.	22.10.13 - 21.10.17
Teacher Governors	Mrs J E Salter	15.09.11 - 14.09.15
	Mr J P Williams	24.09.12 - 23.09.16
Staff Governor	Mr M Green	15.09.14 - 14.09.18
Community Governors	Miss V Barwis	20.06.13 - 19.06.17
	Rev M Batchelor	01.09.12 - 31.08.16
	Mr A Williams	12.11.14 - 11.11.18
Parent Governors	Mr G Arrowsmith	18.09.11 - 17.09.15
	Mrs A Crewe	18.09.11 - 17.09.15
	Mrs P Coates	12.04.13 - 11.04.17
	Mrs T Edwards	26.09.13 - 25.09.17
	Mrs H Jeffrey	26.09.13 - 25.09.17
	Mr R Cooper	26.09.13 - 25.09.17
Associate Pupil Governors	Mr Z Arrowsmith	01.06.14 - 31.05.15
	Miss M Bellis	01.06.14 - 31.05.15
	Miss J Markvartova	01.06.14 - 31.05.15

The Clerk makes the arrangements for the next election of parent governors. This will take place in September 2015.

POLICIES AND PROCEDURES

School policies and procedures are reviewed annually by the governors. The Safeguarding Policy, Performance Management and Pay Policy are examples of policies that have been revised this year. The School Development (Improvement) Plan is an essential part of our School Improvement Cycle, setting out the priorities for school improvement.

Full details of all policies and procedures are available from the Headteacher on request.

ESTYN INSPECTION AND POST INSPECTION ACTION PLAN (2010)

In the week beginning 23rd February 2015 the School will be inspected by Estyn using the new Common Inspection Framework (September 2010). The previous inspection was in November 2010. Details of the Estyn Inspection process and copies of the report are available from the School Office and on the Estyn website.

THE CURRICULUM

We support all our students to:

- enjoy learning,
- acquire knowledge and skills that are relevant to the world of work
- develop lively and enquiring minds,
- be confident to express their opinions,
- recognise their own strengths and meet their personal targets,
- achieve their true potential,
- develop concern for their environment,
- respect the religious values, morals and cultures of others.

We are an inclusive school providing equal opportunities for all students.

Welsh Language

Teaching and learning are conducted in the medium of English. All students learn Welsh as a second language unless they are disapplied through their statement of additional needs.

Year 7 to Year 9: Key Stage Three

All students study: Mathematics, English, Science, Art, French/German, Geography, History, Information and Communications Technology, Music, Physical Education, Religious Studies, Technology and Welsh Second Language.

Year 10 to Year 11: Key Stage Four

All students work toward the Welsh Baccalaureate Qualification.

All students study: Mathematics, English, Science, Religious Studies, Welsh Second Language

Students choose to study three additional subjects from: **Art, Biology, Business Studies, Chemistry, Design and Technology, Engineering, Home Economics (Food), French, German, Geography, Health and Social Care, History, Information and Communications Technology, Music, Physical Education, Philosophy and Ethics and Physics.**

ADDITIONAL LEARNING NEEDS

The Additional Learning Needs Coordinator (ALNCo) and the Learning Support Team provide excellent support for students with Additional Learning Needs. There are many extension activities to challenge the More Able and Talented.

The Cyswllt Resource provides support for students with moderate learning difficulties and emotional and social difficulties. Strong links have been established with Ysgol Maes Hyfryd (Special School) and the satellite resource based at Elfed High School is a major success and subject of an Estyn Excellent Practice report in 2012. Students access mainstream lessons as appropriate.

Staff monitor progress, support learning and keep in contact with Parents and Carers, in accordance with the Welsh Assembly Government Code of Conduct. Feedback from parents and carers has been good.

LINKS WITH THE COMMUNITY

Elfed High School is a Community Focused School. There is a programme of community learning opportunities, activities and events. The Police Liaison Officer, PC Mark Jones, works closely with the school to deliver personal and social education sessions.

CHANGES IN THE SCHOOL PROSPECTUS AND WEBSITE (www.elfedhs.co.uk)

The School Prospectus includes essential information about the running of the school. Further information about the school and latest news updates are available on the school website and from the School Office.

VISITS TO THE SCHOOL

Parents and Carers are welcome to make an appointment to visit the school at any time. We welcome questions and the opportunity to share information about our work with students.

PARENT AND CARER PERCEPTION SURVEY 2015

There was a very positive response from Parents and Carers in returning the recent perception questionnaire. The report identifies excellence in the provision for in all aspects of the school's work. We are using the feedback from this questionnaire to inform future planning.

SCHOOL ENVIRONMENT

Elfed High School provides excellent facilities for learning. The school site is extensive and well-maintained and meets DDA requirements, with improvements to the main entrance now makes the school fully accessible. The whole site, including toilet facilities, is regularly inspected by FCC as part of the service level agreement. The Design and Technology suite has recently been refurbished and all windows have now been replaced. A suite of photovoltaic panels on the roof of Theatr Elfed improves the energy efficiency of the school.

STUDENTS' DESTINATIONS

Students aged 15 at the start of the school year beginning in September 2013

Destination	%
Return to school or further education	87.0
Employment / work based training	9.8
Employment with no training	0.8
Unemployed	0.8
Unknown /Left the area	1.6
Total	100

ATTENDANCE SUMMARY 2013 - 2014

	2013 - 2014 Actual	2013 - 2014 Target
Unauthorised absence	0.6%	0.2%
Authorised absence	5.9%	6.0%
Total attendance	93.5%	93.8%

FINANCIAL REPORT 2013 – 2014

Section 52 statement provided by FCC

- No claims were made for travel or subsistence by members of the Governing Body in 2013 - 2014.
- A gift of the Eisteddfod Chair was made to the school in 2013 – 2014 (Value unknown)

BUDGET HEADING	ACTUAL EXPENDITURE 2013 – 2014.
BUDGET 2013 – 2014.	£2,695,360
Teachers	£1,949,491
Support Staff Administration	£258,578
Support Staff Additional Needs	£109,292
Other Support Staff (Caretakers, Cleaners, Lunchtime Supervisors)	£93,277
Other Staff Costs	£7,300
Premises	£123,832
Utilities	£85,719
Supplies	£13,462
Examination Entry Fees	£57,683
Teaching Resources	£124,413
Distance Learning	-
Service Level Agreements with Flintshire County Council	£71,263
Income	
Education Grants	£77,432
Miscellaneous Income	£53,418
Total Expenditure	£2,763,460
Balance Carried Forward to 2014 – 2015 (Overspend)	-£68,100

TARGETS FOR IMPROVEMENT

Recommendations from the 2010 Estyn Inspection have been addressed through the development planning process and school improvement cycle. They include improving the quality of teaching and marking and ensuring consistency in middle management. A copy of the School Development Plan is available on the school website and on request from the office.

LANGUAGE POLICY

Teaching and learning are through the medium of English at Elfed High School. Students have opportunities to learn French and German as modern foreign languages in Key Stages 3 and 4. All students in Years 7 to 11 learn Welsh as a second language in accordance with the statutory requirements. They are encouraged to use Welsh in social and informal situations.

TERM DATES 2014 – 2015

2014 – 2015				
TERM	TERM BEGINS	HALF TERM HOLIDAY		TERM ENDS
		Begins	Ends	
Autumn 2014	Wednesday 3 rd September 2014	Monday 27 th October 2014	Friday 31 st October 2014	Friday 19 th December 2014
Spring 2015	Tuesday 6 th January 2015	Monday 16 th February 2015	Friday 20 th February 2015	Friday 27 th March 2015
Summer 2015	Monday 13 th April 2015	Monday 25 th May 2015	Friday 29 th May 2015	Friday 17 th July 2015
School is closed on May Day Monday 4 th May 2015 and Buckley Jubilee Day Tuesday 14 th July 2015				
School is closed for Staff Training on: Monday 1 st September 2014 Tuesday 2 nd September 2014 Monday 5 th January 2015 Tuesday 14 th July 2015 (Jubilee Day) Monday 20 th July 2015				

SESSION TIMES

The school day	
8.50	Bell signal for staff and students
8.55	Registration
9.00	Lesson 1
9.50	Lesson 2
10.40	Break
11.00	Lesson 3
11.50	Lesson 4
12.40	Lunch
1.30	Registration and Active tutorial work
1.50	Lesson 5
2.40	Lesson 6
3.30	End of school day for students

SPORT and EXTRA CURRICULAR ACTIVITY

All students are encouraged to take part in PE lessons through all year groups. A varied programme of extra-curricular sporting activities is available, provided in conjunction with the 5x60 team. Details of sporting activities are included on the website www.elfedhs.co.uk. The outcomes of the Sport Wales student questionnaire are very positive and displayed on the 'My Local School' website.

Summary of Secondary School Performance 2014

Elfed High School					SSSP 2014		
Summary of School Performance (1)					LA/School No. 664 / 4011		
Pupils aged 15							
Number of pupils aged 15 who were on roll in January 2014 :					123		
Percentage of pupils aged 15 who:							
	entered at least one qualification	achieved the Level 1 threshold	achieved the Level 2 threshold	achieved the Level 2 threshold including a GCSE pass in English or Welsh first language and mathematics	Core Subject Indicator (2)	Average capped (3) wider points score per pupil	Average wider points score per pupil
School 2013/14	100	100	89	81	74	367	594
LA Area 2013/14	100	94	83	62	58	341	548
Wales 2013/14	99	94	82	55	53	341	524
School 12/13/14	100	99	85	71	65	358	585
School 11/12/13	100	98	81	63	60	343	557
Number of boys aged 15 who were on roll in January 2014 :					54		
Percentage of boys aged 15 who:							
	entered at least one qualification	achieved the Level 1 threshold	achieved the Level 2 threshold	achieved the Level 2 threshold including a GCSE pass in English or Welsh first language and mathematics	Core Subject Indicator (2)	Average capped (3) wider points score per pupil	Average wider points score per pupil
School 2013/14	100	100	89	80	76	361	599
LA Area 2013/14	100	93	81	59	55	332	525
Wales 2013/14	99	93	79	51	49	328	497
School 12/13/14	100	98	80	61	58	343	563
School 11/12/13	100	97	75	53	51	329	531
Number of girls aged 15 who were on roll in January 2014 :					69		
Percentage of girls aged 15 who:							
	entered at least one qualification	achieved the Level 1 threshold	achieved the Level 2 threshold	achieved the Level 2 threshold including a GCSE pass in English or Welsh first language and mathematics	Core Subject Indicator (2)	Average capped (3) wider points score per pupil	Average wider points score per pupil
School 2013/14	100	100	88	83	72	372	590
LA Area 2013/14	100	95	85	65	61	351	571
Wales 2013/14	99	96	86	60	57	355	553
School 12/13/14	100	100	89	80	70	373	604
School 11/12/13	100	98	86	74	69	358	584
(1)	For details on approved qualifications, point scores and contribution to thresholds, please see the Database for Approved Qualifications in Wales (DAQW) at http://www.daqw.org.uk/						
(2)	For information about which syllabuses are included in each subject area see Notes for Guidance.						
(3)	Average capped wider point scores are calculated using the best 8 results.						
(4)	Entry Level Qualification.						
(5)	Used for all Free School Meal benchmarking tables. This indicator is only shown for mainstream secondary schools.						
(6)	Note that the denominator for this indicator is the number of 15 year olds who entered Welsh First Language, rather than the total number of 15 year olds.						
..	Data not available.						

Pupils aged 15

Number of pupils aged 15 who were on roll in January 2014 : 123

Percentage of pupils aged 15 who:

achieved an A*-C Grade in :

Average Points per pupil in :

	English / Welsh	English	Welsh (6)	Maths	Science	English / Welsh	Maths	Science
School 2013/14	85	85	0	87	77	41	42	40
LA Area 2013/14	73	73	60	68	84	40	38	52
Wales 2013/14	67	66	74	62	82	39	36	47
School 12/13/14	74	74	0	85	76	40	42	41
School 11/12/13	67	67	0	80	75	39	40	42

Number of boys aged 15 who were on roll in January 2014 : 54

Percentage of boys aged 15 who:

achieved an A*-C Grade in :

Average Points per pupil in :

	English / Welsh	English	Welsh (6)	Maths	Science	English / Welsh	Maths	Science
School 2013/14	80	80	0	91	81	40	43	40
LA Area 2013/14	67	66	46	69	84	37	38	52
Wales 2013/14	59	58	64	61	80	36	36	45
School 12/13/14	62	62	0	85	76	37	42	40
School 11/12/13	54	54	0	80	74	37	40	41

Number of girls aged 15 who were on roll in January 2014 : 69

Percentage of girls aged 15 who:

achieved an A*-C Grade in :

Average Points per pupil in :

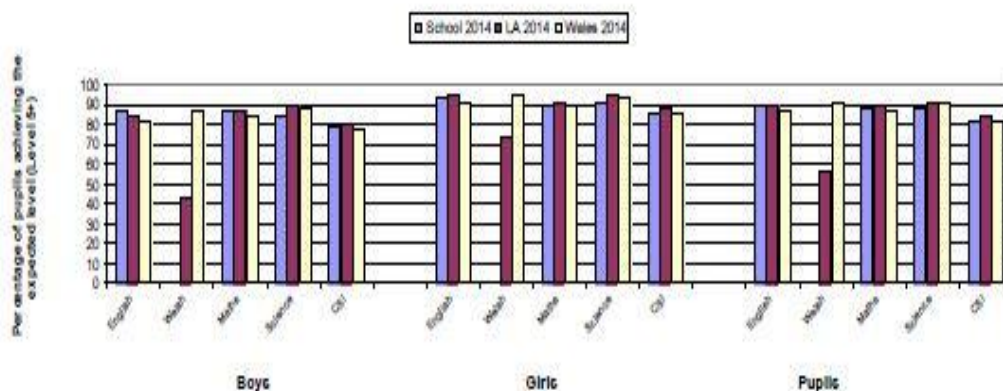
	English / Welsh	English	Welsh (6)	Maths	Science	English / Welsh	Maths	Science
School 2013/14	88	88	0	84	74	42	42	40
LA Area 2013/14	80	80	73	68	84	42	38	53
Wales 2013/14	76	75	82	63	85	41	37	49
School 12/13/14	86	86	0	85	76	43	42	42
School 11/12/13	80	80	0	81	76	42	40	44

- (1) For details on approved qualifications, point scores and contribution to thresholds, please (DAQW) at <http://www.daqw.org.uk/>
- (2) For information about which syllabuses are included in each subject area see Notes for C
- (3) Average capped wider point scores are calculated using the best 8 results.
- (4) Entry Level Qualification.
- (5) Used for all Free School Meal benchmarking tables. This indicator is only shown for mainstream secondary schools.
- (6) Note that the denominator for this indicator is the number of 15 year olds who entered We rather than the total number of 15 year olds.
- .. Data not available.


School comparative information: National Curriculum Assessments 2014 with benchmarking
Key Stage 3

Percentage of boys, girls, and pupils achieving at least the expected level (Level 5+):

	Boys			Girls			Pupils		
	School 2014	LA 2014	Wales 2014	School 2014	LA 2014	Wales 2014	School 2014	LA 2014	Wales 2014
English	86	84	81	92	95	91	89	89	86
Welsh	0	43	86	0	73	94	0	56	90
Maths	86	87	84	89	91	89	87	89	86
Science	84	89	88	91	94	93	87	91	90
CSI	78	80	77	85	88	85	82	84	81



School Performance over time (2010 - 2014)



Contextual Information

Benchmarked against schools with a similar percentage of pupils eligible for free school meals.

School's results shown in greyed boxes. Column headings refer to...

- Quarter 1 School is in the top 25 per cent.
- Quarter 2 School is in the top 50 per cent but not the top 25 per cent.
- Quarter 3 School is in the bottom 50 per cent but not the bottom 25 per cent.
- Quarter 4 School is in the bottom 25 per cent.

Free School Meal Group
More than or equal to 15 per cent and up to 20 per cent eligible for FSM

	Quarter 4	Lower Quartile	Quarter 3	Median	Quarter 2	Upper Quartile	Quarter 1
English		86		89	89	91	
Welsh		89		91		95	
Maths		86	87	88		91	
Science	87	91		92		95	
CSI		81	82	83		86	

The benchmarks have been calculated using a three-year average for Free School Meal data.

Notes:

1. Figures for Welsh refer to attainment in Welsh first language only.
2. CSI = Core Subject Indicator. To achieve the CSI a pupil must achieve at least the expected level 5 in both Mathematics and Science and either English or Welsh first language.
3. If there were no pupils eligible for assessment in a subject for a particular year the graph will discontinue and show a gap for that year.

This report uses data for 2014 for LA and Wales comparative information

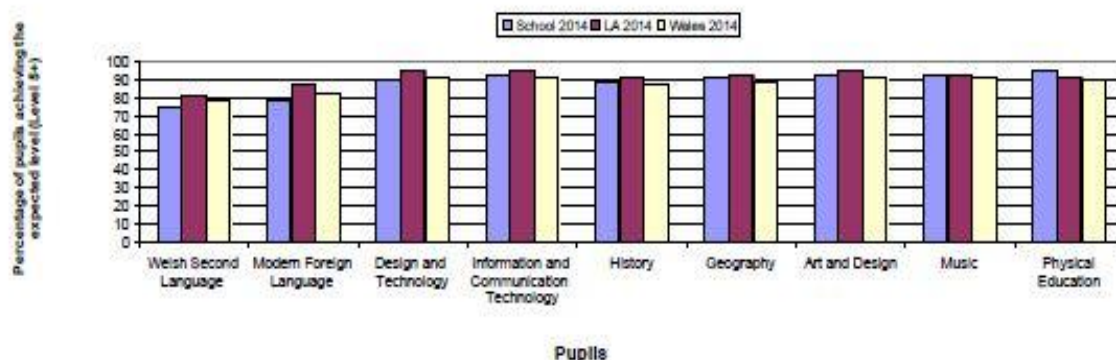
Elfed High School
Flintshire

LA/School no: 664/4011

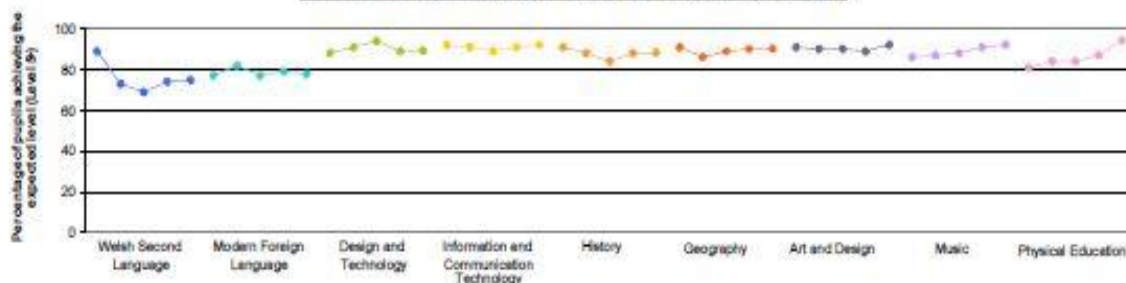
School comparative information: National Curriculum Assessments 2014 with benchmarking
Key Stage 3

Percentage of pupils achieving the expected level (Level 5+)

	Boys			Girls			Pupils		
	School 2014	LA 2014	Wales 2014	School 2014	LA 2014	Wales 2014	School 2014	LA 2014	Wales 2014
Welsh Second Language	68	74	71	81	87	85	75	80	78
Modern Foreign Language	72	84	76	83	91	89	78	87	82
Design and Technology	88	92	87	91	97	95	89	94	91
Information and Communication Technology	88	91	88	96	96	94	92	94	91
History	86	86	83	91	94	92	88	90	87
Geography	90	88	84	91	95	92	90	92	88
Art and Design	92	91	87	92	98	96	92	94	91
Music	92	88	87	92	96	94	92	92	90
Physical Education	98	90	89	91	91	90	94	91	89



School Performance over time (2010 - 2014)



Contextual Information

Benchmarked against schools with a similar percentage of pupils eligible for free school meals.

School's results shown in greyed boxes. Column headings refer to...

- Quarter 1 School is in the top 25 per cent.
- Quarter 2 School is in the top 50 per cent but not the top 25 per cent.
- Quarter 3 School is in the bottom 50 per cent but not the bottom 25 per cent.
- Quarter 4 School is in the bottom 25 per cent.

Free School Meal Group
More than or equal to 15 per cent and up to 20 per cent eligible for FSM

	Quarter 4	Lower Quartile	Quarter 3	Median	Quarter 2	Upper Quartile	Quarter 1
Welsh Second Language	75	77		80		85	
Modern Foreign Language	78	82		85		89	
Design and Technology	88	91		93		95	
Information and Communication Technology		91	92	93		96	
History	88	89		91		93	
Geography		87	90	92		94	
Art and Design		90	92	94		96	
Music		91	92	94		95	
Physical Education		88		93	94	95	

The benchmarks have been calculated using a three-year average for Free School Meal data.

Notes:

- 1. If there were no pupils eligible for assessment in a subject for a particular year the graph will discontinue and show a gap for that year.

All Parents and Carers are warmly invited to attend the

ANNUAL MEETING

to consider the

**GOVERNORS' ANNUAL REPORT
2013 - 2014**

on

Wednesday 11th March 2015.

5.00pm in the Library

Ray Wells, Chair of Governors

AGENDA

1. Governors' Report to Parents and Carers 2013 - 2014
2. Questions, suggestions and comments
3. Close

✂.-----

**Annual Meeting for Parents and Carers
Wednesday 11th March 2015 at 5.00pm in the Library**

*I/We will /will not be attending the Annual Meeting for Parents and Carers on 11th March 2015
(please delete as necessary)*

Name(s) (Please print)

Student name (s) and tutor group(s).....

Please complete and return to
Mrs G Stevenson, Clerk to the Governing Body, Elfed High School, Mill Lane, Buckley, CH7 3HQ
by Monday 9th March 2015